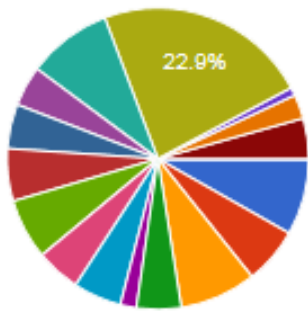


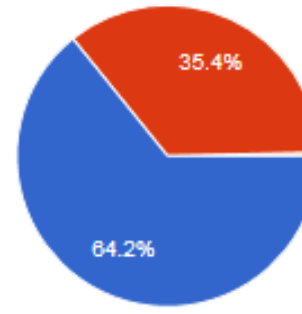
# February-March 2017 BGH Floor/Unit Staffing Survey

## Unit



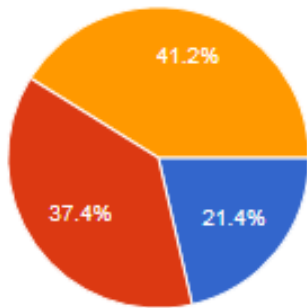
16	19	8.2%
15 S	14	6.1%
15 N	19	8.2%
14 N	11	4.8%
14 S	4	1.7%
13 N	12	5.2%
13 S	11	4.8%
10 S	15	6.5%
10 N	13	5.6%
9 S	11	4.8%
9 N	10	4.3%
ILCU/8	21	9.1%
MICU	53	22.9%
NICU	2	0.9%
SICU	6	2.6%
4N/Neuro stepdown	10	4.3%

## Shift



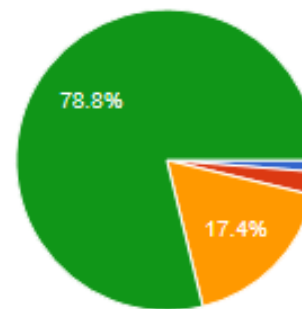
Days/7A	165	64.2%
Nights/7P	91	35.4%
Evenings	1	0.4%

## Staffing - last 6 months



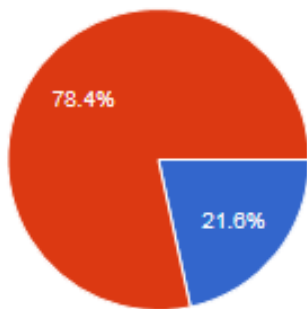
better	52	21.4%
worse	91	37.4%
same	100	41.2%

## My floor & shift are short of grid:



rarely	3	1.2%
once a month	6	2.5%
once a week	42	17.4%
most days	190	78.8%

## Staffing - next 6 months



is going to get better	49	21.6%
is not going to get better	178	78.4%